


MOONLIGHT


SWAGED TUBULAR STEEL POLES



PS Steel Tubes Limited
an ISO 9001:2000 company

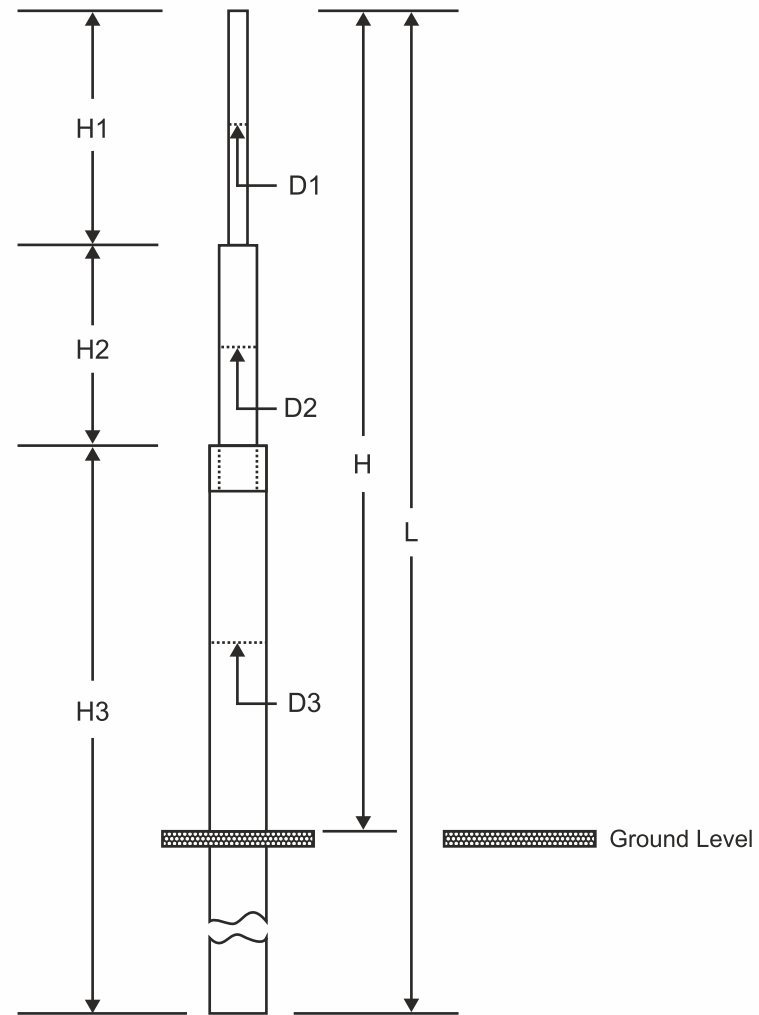
TOLERANCES OF STEEL TUBULAR POLES

Outside Diameter	+/- 1%
Thickness	-10%
Section Length	+/- 40mm
Overall Length	+/- 25mm
Weight - Bulk	-5%
Weight - Single	-7.5%
Straightness	1/600



Poles of Customized Dimensions and Design can also be manufactured as per client requirements.

SPECIFICATION GUIDE



SWAGED POLES MADE FROM STEEL OF ULTIMATE TENSILE STRENGTH 410 MPa [42 kgf/mm² AS PER IS-2713]

7.0 m - 9.5 m

Designation	Overall Length	Planting Depth	Load Applied from Top at a Distance of	Height above Ground	Length of Sections Bottom	Length of Sections Middle	Length of Sections Top	Outside Diameter and Thickness of Sections Bottom	Outside Diameter and Thickness of Sections Middle	Outside Diameter and Thickness of Sections Top	Approximate Weight of Poles	Breaking Load	Crippling Load	Working Load Crippling Load / 2	Working Load Breaking Load / 2.5	Load for Permanent Set not exceeding 13 mm	Load for Temporary Deflection of 157.5 mm								
																		L	H	H3	H2	H1	D3	D2	D1
																		[m]	[m]	[m]	[m]	[m]	[m]	[mm]	[mm]
410 sp-01	7.00	1.25	0.30	5.75	4.00	1.50	1.50	114.3 x 3.65	88.9 x 3.25	76.1 x 3.25	62	2570 (262)	1820 (186)	912 (93)	1030 (105)	1245 (127)	785 (80)								
410 sp-02	7.00	1.25	0.30	5.75	4.00	1.50	1.50	114.3 x 4.50	88.9 x 4.05	76.1 x 3.25	73	3100 (316)	2240 (224)	1100 (112)	1240 (126)	1510 (154)	941 (96)								
410 sp-03	7.00	1.25	0.30	5.75	4.00	1.50	1.50	114.3 x 5.40	88.9 x 4.85	76.1 x 3.25	85	3630 (370)	2580 (263)	1280 (131)	1450 (148)	1760 (180)	1090 (111)								
410 sp-04	7.50	1.25	0.30	6.25	4.50	1.50	1.50	114.3 x 3.65	88.9 x 3.25	76.1 x 3.25	67	2350 (240)	1670 (170)	1320 (135)	941 (96)	1150 (117)	627 (64)								
410 sp-05	7.50	1.25	0.30	6.25	4.50	1.50	1.50	114.3 x 4.50	88.9 x 4.05	76.1 x 3.25	79	2760 (281)	1960 (200)	981 (200)	1100 (112)	1340 (137)	745 (76)								
410 sp-06	7.50	1.25	0.30	6.25	4.50	1.50	1.50	114.3 x 5.40	88.9 x 4.85	76.1 x 3.25	93	3320 (339)	2360 (241)	1180 (241)	1330 (136)	1620 (165)	873 (89)								
410 sp-07	7.50	1.25	0.30	6.25	4.50	1.50	1.50	139.7 x 4.50	114.3 x 3.65	88.9 x 3.25	97	4330 (442)	3080 (314)	1540 (157)	1740 (177)	2110 (215)	1400 (143)								
410 sp-08	7.50	1.25	0.30	6.25	4.50	1.50	1.50	139.7 x 4.85	114.3 x 3.65	88.9 x 3.25	103	4630 (472)	3280 (335)	1650 (168)	1850 (189)	2250 (229)	1480 (151)								
410 sp-09	7.50	1.25	0.30	6.25	4.50	1.50	1.50	139.7 x 5.40	114.3 x 3.65	88.9 x 3.25	110	5100 (520)	3620 (369)	1810 (185)	2040 (208)	2480 (253)	1600 (163)								
410 sp-10	8.00	1.50	0.30	6.50	4.50	1.75	1.75	114.3 x 3.65	88.9 x 3.25	76.1 x 3.25	70	2260 (230)	1600 (163)	804 (82)	902 (92)	1100 (112)	520 (53)								
410 sp-11	8.00	1.50	0.30	6.50	4.50	1.75	1.75	114.3 x 4.50	88.9 x 4.05	76.1 x 3.25	83	2730 (278)	1930 (197)	971 (99)	1090 (111)	1320 (135)	618 (63)								
410 sp-12	8.00	1.50	0.30	6.50	4.50	1.75	1.75	114.3 x 5.40	88.9 x 4.85	76.1 x 3.25	97	3190 (325)	2270 (231)	1130 (115)	1270 (130)	1550 (158)	725 (74)								
410 sp-13	8.00	1.50	0.30	6.50	4.50	1.75	1.75	139.7 x 4.50	114.3 x 3.65	88.9 x 3.25	101	4160 (424)	2950 (301)	1480 (151)	1670 (170)	2020 (206)	1180 (120)								
410 sp-14	8.00	1.50	0.30	6.50	4.50	1.75	1.75	139.7 x 4.85	114.3 x 4.50	88.9 x 3.25	111	4440 (453)	3160 (322)	1580 (161)	1770 (181)	2160 (220)	1280 (131)								
410 sp-15	8.00	1.50	0.30	6.50	4.50	1.75	1.75	139.7 x 5.40	114.3 x 4.50	88.9 x 3.25	119	4890 (499)	3470 (354)	1740 (177)	1960 (200)	2380 (243)	1380 (140)								
410 sp-16	8.50	1.50	0.30	7.00	5.00	1.75	1.75	114.3 x 3.65	88.9 x 3.25	76.1 x 3.25	75	2090 (213)	1480 (151)	745 (76)	834 (85)	1020 (104)	432 (44)								
410 sp-17	8.50	1.50	0.30	7.00	5.00	1.75	1.75	114.3 x 4.50	88.9 x 4.05	76.1 x 3.25	89	2520 (257)	1790 (182)	893 (91)	1010 (103)	1230 (125)	510 (52)								
410 sp-18	8.50	1.50	0.30	7.00	5.00	1.75	1.75	114.3 x 5.40	88.9 x 4.85	76.1 x 3.25	104	2950 (301)	2100 (214)	1050 (107)	1180 (120)	1430 (146)	598 (61)								
410 sp-19	8.50	1.50	0.30	7.00	5.00	1.75	1.75	139.7 x 4.50	114.3 x 3.65	88.9 x 3.25	109	3844 (392)	2730 (278)	1360 (139)	1540 (157)	1800 (191)	961 (98)								
410 sp-20	8.50	1.50	0.30	7.00	5.00	1.75	1.75	139.7 x 4.85	114.3 x 3.65	88.9 x 3.25	115	4110 (419)	2910 (297)	1460 (140)	1650 (168)	2000 (204)	1010 (103)								
410 sp-21	8.50	1.50	0.30	7.00	5.00	1.75	1.75	139.7 x 5.40	114.3 x 4.50	88.9 x 3.25	129	4530 (462)	3220 (328)	1620 (164)	1810 (185)	2210 (225)	1130 (115)								
410 sp-22	8.50	1.50	0.30	7.00	5.00	1.75	1.75	165.1 x 4.50	139.7 x 4.50	114.3 x 3.65	141	5450 (556)	3870 (395)	1930 (197)	2180 (222)	2650 (270)	1730 (176)								
410 sp-23	8.50	1.50	0.30	7.00	5.00	1.75	1.75	165.1 x 4.85	139.7 x 4.50	114.3 x 3.65	148	5840 (596)	4150 (423)	2080 (212)	2330 (238)	2840 (290)	1820 (186)								
410 sp-24	8.50	1.50	0.30	7.00	5.00	1.75	1.75	165.1 x 5.40	139.7 x 4.50	114.3 x 3.65	158	6450 (658)	4580 (467)	2340 (234)	2579 (263)	3140 (320)	1970 (201)								
410 sp-25	9.00	1.50	0.30	7.50	5.00	2.00	2.00	114.3 x 3.65	88.9 x 3.25	76.1 x 3.25	78	1940 (198)	1380 (141)	686 (70)	775 (79)	941 (96)	333 (34)								
410 sp-26	9.00	1.50	0.30	7.50	5.00	2.00	2.00	114.3 x 4.50	88.9 x 4.05	76.1 x 3.25	92	2340 (239)	1670 (170)	834 (85)	941 (96)	1140 (116)	402 (41)								
410 sp-27	9.00	1.50	0.30	7.50	5.00	2.00	2.00	114.3 x 5.40	88.9 x 4.85	76.1 x 3.25	108	2750 (280)	1950 (199)	971 (99)	1100 (112)	1330 (136)	461 (47)								
410 sp-28	9.00	1.50	0.30	7.50	5.00	2.00	2.00	139.7 x 4.50	114.3 x 3.65	88.9 x 3.25	113	3580 (365)	2540 (259)	1270 (130)	1430 (146)	1740 (177)	745 (76)								
410 sp-29	9.00	1.50	0.30	7.50	5.00	2.00	2.00	139.7 x 4.85	114.3 x 4.50	88.9 x 3.25	125	3820 (390)	2728 (277)	1350 (138)	1530 (156)	1860 (190)	814 (83)								
410 sp-30	9.00	1.50	0.30	7.50	5.00	2.00	2.00	139.7 x 5.40	114.3 x 4.50	88.9 x 3.25	133	4220 (430)	2990 (305)	1500 (153)	1690 (172)	2050 (209)	882 (90)								
410 sp-31	9.00	1.50	0.30	7.50	5.00	2.00	2.00	165.1 x 4.50	139.7 x 4.50	114.3 x 3.65	147	5070 (517)	3600 (367)	1800 (184)	2030 (207)	2460 (251)	1360 (139)								
410 sp-32	9.00	1.50	0.30	7.50	5.00	2.00	2.00	165.1 x 4.85	139.7 x 4.50	114.3 x 3.65	154	5430 (554)	3850 (393)	1930 (197)	2180 (222)	2640 (269)	1430 (146)								
410 sp-33	9.00	1.50	0.30	7.50	5.00	2.00	2.00	165.1 x 5.40	139.7 x 4.50	114.3 x 3.65	164	6000 (612)	4270 (435)	2130 (217)	2410 (245)	2910 (297)	1540 (157)								
410 sp-34	9.50	1.80	0.60	7.70	5.00	2.25	2.25	139.7 x 4.50	114.3 x 4.50	88.9 x 3.25	122	3630 (370)	2580 (263)	1280 (131)	1450 (148)	1760 (180)	745 (76)								
410 sp-35	9.50	1.80	0.60	7.70	5.00	2.25	2.25	139.7 x 4.85	114.3 x 4.50	88.9 x 3.25	129	3880 (396)	2760 (281)	1390 (142)	1550 (158)	1880 (192)	784 (80)								
410 sp-36	9.50	1.80	0.60	7.70	5.00	2.25	2.25	139.7 x 5.40	114.3 x 4.50	88.9 x 3.25	137	4280 (436)	3040 (310)	1520 (155)	1710 (174)	2080 (212)	833 (85)								
410 sp-37	9.50	1.80	0.60	7.70	5.00	2.25	2.25	165.1 X 4.50	139.7 x 4.50	114.3 x 3.65	153	5150 (525)	3660 (373)	1820 (186)	2060 (210)	2500 (255)	1300 (133)								
410 sp-38	9.50	1.80	0.60	7.70	5.00	2.25	2.25	165.1 X 4.85	139.7 x 4.50	114.3 x 3.65	160	5510 (562)	3910 (399)	1960 (200)	2210 (225)	2680 (273)	1370 (140)								
410 sp-39	9.50	1.80	0.60	7.70	5.00	2.25	2.25	165.1 X 5.40	139.7 x 4.50	114.3 x 3.65	170	6090 (621)	4320 (441)	2160 (220)	2430 (248)	2960 (302)	1480 (151)								

continued on next sheet...

PS Steel Tubes Limited

an ISO 9001:2000 company

Office

26, Akash Ganga Complex, Supela
Bhilai 490023, Chhattisgarh, India

Telephone

91-788 4060222, 4035222, 4030202

Tele-Fax

91-788 2223543, 4031893

Works

Village Tedesara, PO Somni
Rajnandgaon 491441, Chhattisgarh, India

Telephone

91-7744 220949

e-Mail

info@pssteeltubes.com



PS Steel Tubes Limited
certified ISO 9001:2000

www.pssteeltubes.com